

# GE

## GE RANGE: DIRECT COMBUSTION MOBILE SPACE HEATERS

MAXIMUM PERFORMANCE WITH  
MINIMUM CONSUMPTION



[www.biemmedue.com](http://www.biemmedue.com)



PROFESSIONAL QUALITY FOR ALL APPLICATIONS

COMPANY  
WITH QUALITY SYSTEM  
CERTIFIED BY DNV  
= ISO 9001/2000 =

# GE RANGE:

## THE HEATERS THAT PROVIDE IMMEDIATE AND ECONOMICAL HEAT SUITABLE FOR ALL USES

With no flue removing fumes, they have 100% thermal efficiency and do not require any installation. Ideal for drying, thawing and heating, space heaters of the GE range are widely used in the building sector, craft industry, agriculture, livestock rearing and all premises where there is sufficient ventilation. Diesel or kerosene heaters of the GE range are easy to use and safe thanks to the safety devices that shut down the machine in the case of malfunctioning.

### MAXIMUM PERFORMANCE

Thanks to the perfect combustion and the absence of a flue the heater offers 100% thermal efficiency.

### IMMEDIATE HEAT

Easy to transport anywhere it is needed, it can be started immediately providing hot air at maximum thermal power.

### RELIABILITY AND SAFETY

The design is based on long experience, the materials are carefully chosen and the production process is subject to the strictest control procedures. Maximum safety and minimum maintenance.

### EASY TO USE

All the models are light and compact and come complete with a handle, trolley and wheels (optional for model GE 20) as well as a simple and an easy-to-use control panel. The practical fuel filler cap means it is easy to fill the tank.

### TECHNICAL FEATURES

The combustion technology is based on the use of a heavy-duty burner composed of a fan, a high capacity oil filter, a fuel pump and a set of electrodes.

This design ensures, even in the worse operating conditions:

- safe ignition even in dusty and damp premises without the risk of clogging air filters;
- regular supply of thermal power even when very low on fuel;
- pre-ventilation for cleaning the combustion chamber;
- can be connected to a thermostat, humidistat or timer.

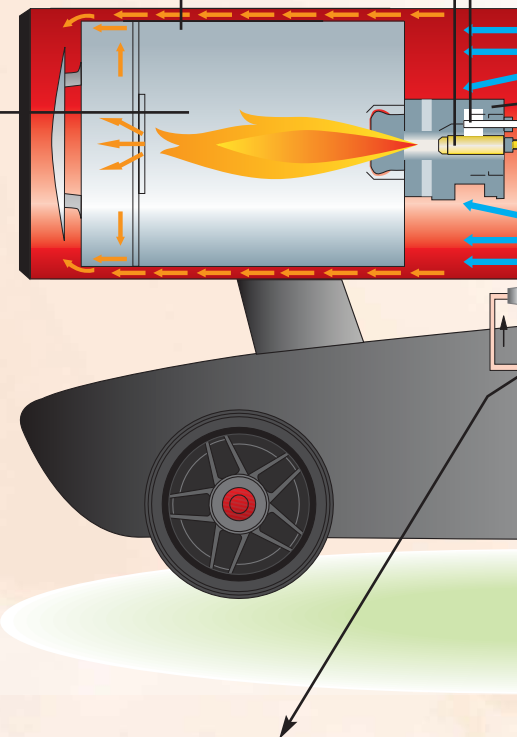
### SAFETY THERMOSTAT

A safety thermostat on the combustion chamber extinguishes the flame automatically if the machine overheats.



### ELECTRODES - FUEL NOZZLES

The snap on deflector disk allows immediate access to the fuel nozzles and electrodes for quick and easy maintenance.



### COMBUSTION CHAMBER

The combustion chambers are manufactured using AISI 430 stainless steel with aluminised steel heat exchangers to guarantee a better heat exchange with the cooling air.



### FUEL CIRCUIT

The fuel feed lines are in hydrocarbon resistant rubber, with a reinforced textile (GE 20, GE 36, GE 46) or metal (GE 65, GE 105) sheath, ensuring better resistance to cold climates and greater mechanical resistance to cutting surfaces or crushing. Furthermore these fuel lines can be safely fitted to the fuel pump, the fuel tank and the filter using high pressure crimp connectors or clamps.





### BURNER

The combustion head is professionally designed to ensure a perfect air-fuel mixture. The result is that all models offer almost total combustion, with a CO (carbon monoxide) level of 0 ppm (parts per million). The air can be regulated simply and intuitively using a practical and accurate graduated scale.



### CONVEYANCE FAN, FUN-PUMP MOTOR, DANFOSS FUEL PUMP

To enhance the dynamic performance of the fan a conveyance unit has been added to provide a ducted fan. Furthermore, this acts as a guard that ensures safety during maintenance.



### FUEL TANK CAP

The fuel tap has a heavy duty bayonet-type cap.



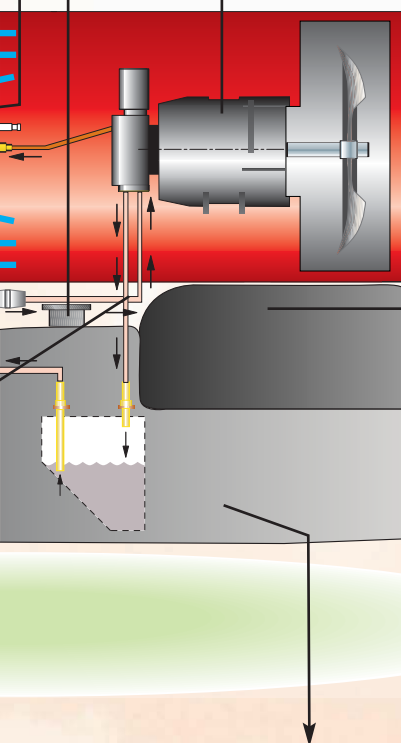
### POWER CORD BRACKET

A bracket on the body is provided for coiling the power cord during transport.



### FUEL TANK DRAIN PLUG

On all models there is a drain plug on the fuel tank that allows the fuel to be drained off.




### FUEL TANK

The innovative design gives the machine a strong and compact appearance. The tank for the GE 36 and GE 46 models comes in tough hydrocarbon-resistant polythene containing special additives for the use of the space heaters in particularly cold climates or in aggressive environments (livestock sheds). The more powerful GE 65 or GE 105 models a strong steel tank, allowing a high storage capacity.



### ELECTRIC CONTROL PANEL


The electric panel, in tough flameproof plastic, is built onto the plastic fuel tank to ensure there is no infiltration of water, dust, etc ...).



On the models with a steel tank there is a plastic cover that prevents the infiltration of water, dust, etc.

### LEGEND

- 1 - Reset button with block (red), working (green) and stand-by (orange) indicator light
- 2 - Three way control switch:
  - position 0 for stop
  - position 1 for "continuous" on
  - position 2 for on with ambient thermostat, humidistat, timer
- 3 - Socket for ambient thermostat, humidistat, timer
- 4 - Voltage warning light (connected to the mains)
- 5 - Power cord outlet



## ACCESSORIES

A complete range of accessories is available that allows the machine to be adapted to any need.

The installation of the accessories is simple and quick thanks to user-friendly solutions (comes ready with fittings for bayonets, etc.).

### ACCESSORIES FOR GE RANGE

- fuel gauge (figure 1)
- thermostat (figure 2)
- filler filter for fuel tank (figure 3)
- trolley, handle and wheels (only for model GE 20) (figure 4)
- lifting brackets (GE 65 – GE 105) (figure 5)
- kit for connecting to external fuel tank (GE 65 – GE 105) (figure 6)
- pre-heating filter kit (GE 65 – GE 105) (figure 6)



OIL



MODEL	RATED HEATING POWER H <sub>i</sub>		RATED HEATING POWER H <sub>s</sub>		THERMAL EFFICIENCY	AIR FLOW	TEMPERATURE RISE	CONSUMPTION	POWER SUPPLY	ELECTRICAL POWER	TANK CAPACITY	DIMENSIONS (LxWxH)	WEIGHT
	kW	kcal/h	kW	BTU/h	%	m <sup>3</sup> /h	°C	kg/h	V, ~, Hz	W	l	mm	kg
GE 20	20	17,234	21.4	73,110	100	350	170	1.69	230, 1, 50	300	17	740x300x445	20
GE 36	36	31,002	38.4	131,512	100	605	177	3.04	230, 1, 50	300	42	1,075x440x615	25
GE 46	46	39,568	49	167,850	100	1,400	97	3.88	230, 1, 50	430	42	1,075x440x630	38
GE 65	65	55,885	68.8	235,504	100	1,600	120	5.48	230, 1, 50	550	65	1,170x480x830	60
GE 105	105	90,252	111.1	380,331	100	4,600	68	8.85	230, 1, 50	1,170	105	1,585x680x990	100

The specifications are not binding and may be modified without notice.  
Data calculated in accordance with standard UNI EN 13842:2005.



COMPANY  
WITH QUALITY SYSTEM  
CERTIFIED BY DNV  
= ISO 9001/2000 =

BIEMMEDUE SpA  
Via Industria, 12 - 12062 CHERASCO (CN) - ITALY  
Tel. +39 0172 486111 - Fax +39 0172 488270  
www.biemmedue.com - e-mail: bm2@biemmedue.com

